


USING DINING DOLLARS ON GRUBHUB

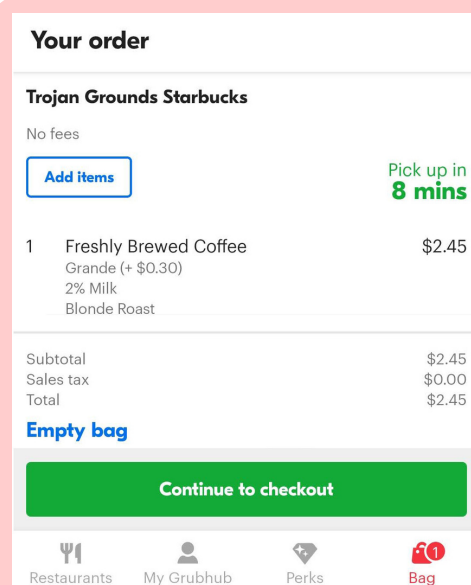


STEP 1: ADD ITEMS TO YOUR BAG

Open the Grubhub APP. Make sure you have added USC in Campus Dining. Order from any of your favorite on-campus restaurants. Dining dollars are accepted at all on-campus USC Hospitality locations.

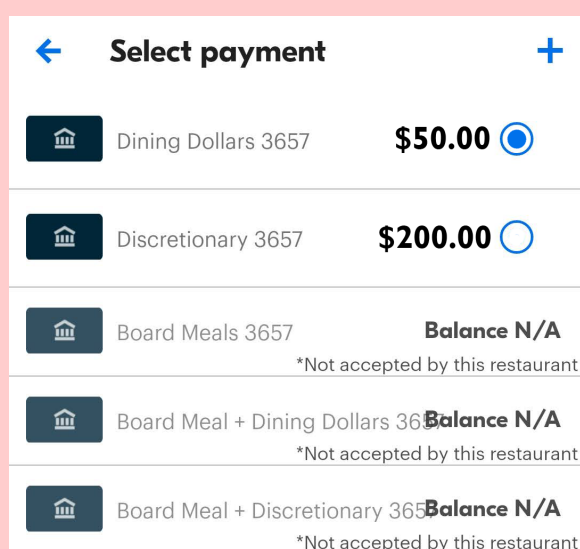
STEP 2: GO TO THE REVIEW YOUR ORDER PAGE

When you are ready to check out click on Bag. Make sure everything is correct, and select Continue to checkout.



STEP 3: CHANGE YOUR PAYMENT METHOD

In the Your payment section change your Payment to USCard. Click on Edit if dining dollars do not appear. In the Select payment page select dining dollars and go back to the review order page.



STEP 4: PLACE YOUR ORDER AND ENJOY

When you are ready select Place your order. Remember you can check your dining dollars balance on the eAccounts app or by logging into your USCard account mycard.usc.edu/login

